

EU Registered Design Online Manual

May 2025

(law firms)



GLOBAL IP & CONSULTING FZ LLE

How to file an EU Registered Design Online

EU Registered Designs are easily filed online through the GlobalIPCo.com online filing system (using Genuine IP Law).

Pricing

Each EU Registered Design may include a number of embodiments. Combining embodiments significantly reduces the official fee. GlobalIPCo's costs are:

First embodiment: EUR456 (converted to US\$ plus 4% currency conversion fee)

Embodiments 2 onwards: EUR218 (converted to US\$ plus 4% currency conversion fee) per embodiment



Europe

GLOBAL IP CO. - EU DESIGNS

Online system for filing European Community designs.

Combine multiple embodiments in a single European Community design.

Receive the European Community design registration certificate within 1 month of filing.

Filing an EU Registered Design online

Step 1: Title and class

Enter your reference and use the simple keyword finder tool to identify the appropriate class – enter a keyword; the system displays all class options including the keyword; select the most appropriate option.

New European Design Application

1. ARTICLE
2. PARTIES
3. PRIORITY
4. UPLOADS
5. ASSOCIATION
6. PAYMENT

ARTICLE

Your reference:

SELECT RELEVANT CLASS

NOTES REGARDING CLASSIFICATION

- Only one class is permitted to minimise processing time by the EUIPO.
- For help with selecting a class: see [WIPO classifications](#)

Classification:

Title (English):

Use the "Recommended Title" associated with your Classification as the "Title (English)". This will reduce the risk of the EUIPO issuing an office action.

Save and exit
Next >

After selecting the class, the system will provide “Recommended titles”. Use one of the Recommended titles to reduce the risk of the EUIPO objecting to your title.

SELECT RELEVANT CLASS

NOTES REGARDING CLASSIFICATION

- Only one class is permitted to minimise processing time by the EUIPO.
- For help with selecting a class: see [WIPO classifications](#)

Class 1 - Foodstuffs: Note(s) a. Including foodstuffs for human beings, foodstuffs for animals and dietetic foods. b. Not including packaging (CL 9).

1:6 Animal foodstuffs. (Recommended titles: Bread for birds; Dog biscuits; Dry pet food; Oil cake for animals; Salt licks for cattle and game)

Classification:

Title (English):

1. Enter keyword into classification field
2. Select suitable subclass
3. Use the associated Recommended title as the Title for your design

Classification:

Title (English):

Step 2: Applicant's and designer's details

Enter: the applicant's (i.e. owner's) name, physical address and nationality; and the designer's name.

If the applicant is a legal entity, select the entity type from the dropdown list.

No Deed of Assignment or Power of Attorney is required.

New European Design Application

1. ARTICLE2. PARTIES3. PRIORITY4. UPLOADS5. ASSOCIATION6. PAYMENT

APPLICANT

Applicant 1

Full name:

Full name

Physical address:

Line 1

Line 2 (Optional)

City

State (Optional)

Zip (Optional)

Country:

Select Country

Type:

Natural Person

Legal Entity

Nationality:

Select Nationality

Add applicant

DESIGNER

Designer 1

Full name:

Full name

Add designer

Save and exit

< Back

Next >

Step 3: Priority details

Claim priority from a corresponding design application filed within the last 6 months. Alternatively, rely on the exemption that permits public disclosures made within the previous 12 months.


Enter the DAS code of the priority document (if available). If no priority is claimed, add your EU design application to the DAS system to facilitate claiming priority in subsequent design applications.

1. ARTICLE	2. PARTIES	3. <u>PRIORITY</u>	4. UPLOADS	5. ASSOCIATION	6. PAYMENT
------------	------------	--------------------	------------	----------------	------------

PRIORITY DETAILS

Does this application claim priority? ☒ Yes ☐ No

Priority claim 1

Priority date: 

Note: Europe allows for up to 6 months to claim priority.


Priority number:

Priority country:

Priority document language: ☒ English ☐ Other

DAS code (if applicable):

Add priority



CONSENT TO DAS

Do you want to add this design to the WIPO DAS system? ☐ Yes ☒ No

Only available when priority is not claimed.

Save and exit

< Back

Next >

Step 4: Upload

Upload images of the article (photos or drawings) and the priority document (if priority is claimed).

Image tips:

- one view per attachment
- each view should be of the same article (same colour)
- do not include any text (numbers, words or symbols)
- use a neutral (white) background
- limited to 7 views (exploded view is permitted)
- upload images in JPEG format
- disclaimed portions may be shown in broken lines

1. ARTICLE

2. PARTIES

3. PRIORITY

4. UPLOADS

5. ASSOCIATION

6. PAYMENT

NOTES REGARDING DRAWINGS / IMAGES

- one view / image per attachment
- the views should be of the same design and the same colour(s) (no variations)
- do not include numbers, words or symbols
- use a neutral (white) background
- only 7 views per design (exploded views are permitted)
- upload images as JPEG files

REQUIRED DOCUMENTS: MUST BE SUBMITTED ON FILING

Drawing 1 [JPEG]

Choose file No file chosen

x

Q

Priority document - Priority claim 1 [PDF]

Choose file No file chosen

x

Q

OPTIONAL DOCUMENTS

Drawing 2 [JPEG]

Choose file No file chosen

x

Q

Drawing 3 [JPEG]

Choose file No file chosen

x

Q

Drawing 4 [JPEG]

Choose file No file chosen

x

Q

Drawing 5 [JPEG]

Choose file No file chosen

x

Q

Drawing 6 [JPEG]

Choose file No file chosen

x

Q

Drawing 7 [JPEG]

Choose file No file chosen

x

Q

Save and exit

< Back

Next >

Example of images to upload:



Step 5: Additional embodiments

Associate your design with other embodiments (i.e. different colours or different articles altogether). Each associated design must cite: the same applicant; and the same main class. For example, class 9 covers bottles, boxes, seedling trays, string, clothes lines, handle for buckets, ice cream sticks, All these articles may be associated in a single EU Registered Design.

The official fees for embodiments 2 onwards are discounted from Euro 350 to Euro 125.

- If you wish to file a design for only one embodiment, click NEXT.
- If this is the first embodiment you are adding and further embodiments need to be created, click SAVE AND ADD ANOTHER EMBODIMENT.
- If you have created all the embodiments and now wish to associate the embodiments and file the design, click ASSOCIATE THIS CASE WITH OTHER EXISTING EMBODIMENTS.

The system will check whether the applicant's details and main class for each associated embodiment are the same. Upon payment, the system will check again that the associated embodiments are properly associated.

1. ARTICLE	2. PARTIES	3. PRIORITY	4. UPLOADS	<u>5. ASSOCIATION</u>	6. PAYMENT
------------	------------	-------------	------------	-----------------------	------------

ASSOCIATION

NOTES REGARDING ASSOCIATION

Up to 50 embodiments can be associated in an EU design, provided that each embodiment falls in the same main class and has the same applicant(s).

The official fee for embodiments 2 to 10 is reduced by 50% and the official fee for embodiments 11 to 50 is reduced by another (about) 50%.

TO PROCEED:

Save and add another embodiment

Associate this case with other existing embodiments

If no embodiments are to be added, click "Next".

Save and exit

< Back

Next >

Step 6: Pay

Accept the T&Cs and pay by credit card. Payment is made in US\$ (which levies a currency conversion fee from the Euro base fee).

GLOBAL IP CO.

1. ARTICLE
2. PARTIES
3. PRIORITY
4. UPLOADS
5. ASSOCIATION
6. PAYMENT


PAYMENT SUMMARY

Filing and grant of a European Community design

Description	Unit cost (EUR)
Filing and grant of a European Community design	555.8
Discount GIPCO01	(100)
Total cost	EUR 455.8 USD 502.2
Currency conversion cost	USD 20.09

TOTAL PAYABLE
USD 522.29

PAYMENT METHOD

☒
 Credit card

☐ GLOBAL IP CO. User account

TERMS AND CONDITIONS

Genuine IP Law (an EU law firm) will file your European design application with the EUIPO, and send you a design application number within two days (Mon-Fri).

Confidentiality: We confirm that all information we receive from you will be held in confidence, and that we will neither use nor disclose this information to third parties (apart from Genuine IP Law and EUIPO).

☒ You agree that Genuine IP Law will file this European design application as is, subject to our Terms & Conditions and policy documents.

Proceed to filing

Following payment, the design will be filed with the EUIPO by Genuine IP Law and a filing receipt will be sent to you within 2 business days. The design registration certificate should be emailed to you within 1 month of filing.

Renewals

EU Registered Designs are renewed every 5 years from the filing date and expire on the 25th anniversary of the filing date.

An EU Registered Design covers all 27 member States of the European Union (excluding the UK).

Protection afforded by EU Registered Design

An EU Registered Design prevents competitors from making a copy of your design registered article that creates the same overall impression.

An EU Registered Design is the best option if you wish to prevent others from launching a copycat / “look-alike” product within the EU.

Prepared by GlobalIPCo and Genuine IP Law

GLOBAL IP & CONSULTING FZ LLE

<https://globalipco.com/ip-online>